

Tennessee’s Interactive Program Inventory

User Guide & Glossary

Using the Interactive Program Inventory

The public-facing program inventory is an interactive Tableau dashboard that users can manipulate to filter, search, and learn more about Tennessee’s programs and the extent to which they are supported by rigorous evidence. Every program is assigned an evidence level based in the Tennessee Evidence Framework.

General Orientation

The inventory consists of the following key features (fig. 1):

1. A color-coordinated bar chart of the number of programs in the inventory by evidence step
2. A list of programs and interventions
3. The evidence level for each program and intervention
4. The source of evidence for programs or interventions that have a rigorous evidence base
5. A filter and search feature

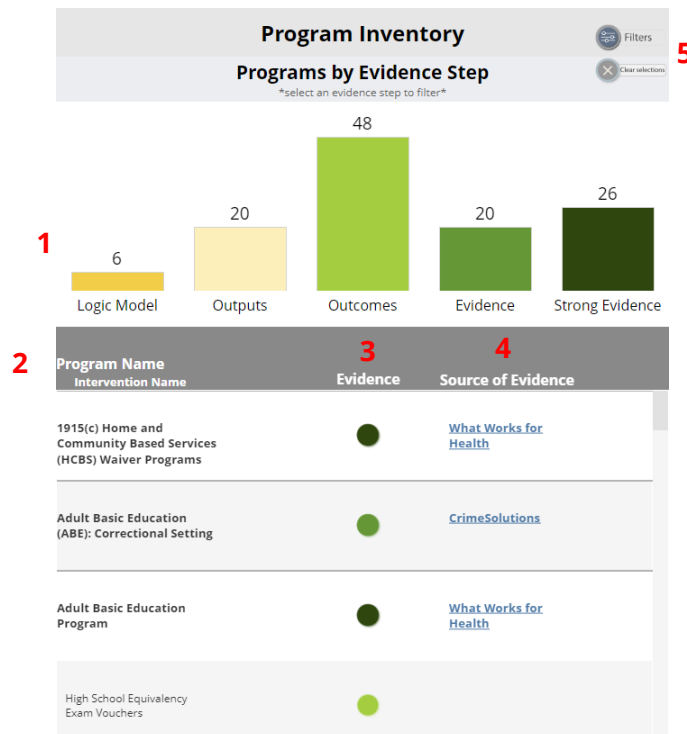


Figure 1: General Inventory Orientation

Tooltips—Information at a Glance

Some elements of the inventory offer a “tooltip” for a quick look at related information (fig. 2). Hovering the pointer over a specific area of the inventory will display a box with additional information, reducing the number of clicks needed to view key information.

- Hover the pointer over a **colorful evidence step bar** to learn about that evidence step.
- Hover the pointer over a **program or intervention name** to see its description.
- Hover the pointer over an **evidence level circle** to see the program’s or intervention’s evidence level and description.

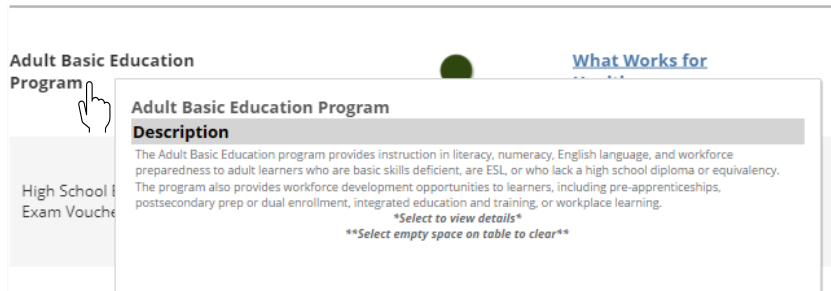
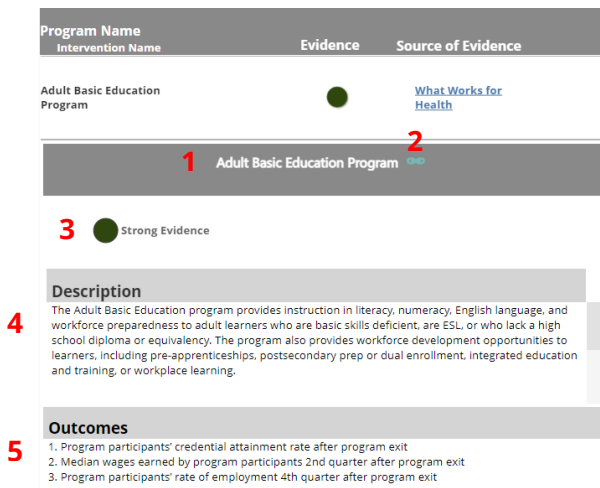


Figure 2: Program Description Tool Tip

Program or Intervention Details View

To learn more about a specific program or intervention, click on its name or its evidence level circle. The screen will display the following information (fig. 3):



The image shows the 'Program Details View' for the 'Adult Basic Education Program'. The view is divided into several sections:

- Program Name / Intervention Name:** Adult Basic Education Program
- Evidence:** A green circle indicating 'Strong Evidence'.
- Source of Evidence:** [What Works for Health](#)
- 1** **Adult Basic Education Program** **2**
- 3** **Strong Evidence**
- 4** **Description**
The Adult Basic Education program provides instruction in literacy, numeracy, English language, and workforce preparedness to adult learners who are basic skills deficient, are ESL, or who lack a high school diploma or equivalency. The program also provides workforce development opportunities to learners, including pre-apprenticeships, postsecondary prep or dual enrollment, integrated education and training, or workplace learning.
- 5** **Outcomes**
1. Program participants' credential attainment rate after program exit
2. Median wages earned by program participants 2nd quarter after program exit
3. Program participants' rate of employment 4th quarter after program exit

Figure 3: Program Details View

1. The name of the program or intervention
2. A link to the site for the program or intervention, if applicable
3. The evidence level
4. A description of the program or intervention
5. Outcome(s) being tracked about the program or intervention, if applicable and/or available

To clear the selected program or intervention, either click the program/intervention name again, or click *Clear Selections* in the top right corner of the dashboard.

Filter by Evidence Step

To see all the programs or interventions at a specific evidence step, click the desired colorful bar above the table (fig. 4). Only programs and interventions that fall at this evidence step will appear.

Note that the heavy gray table lines divide programs and interventions; hover over the intervention to see its parent program. For example, in this image, *Trauma Focused Cognitive Behavioral Therapy* is an intervention of *Child Advocacy Centers*, not *American Job Center Network*.

To unfilter, click the same evidence bar again, or click *Clear Selections* in the top right corner of the page.

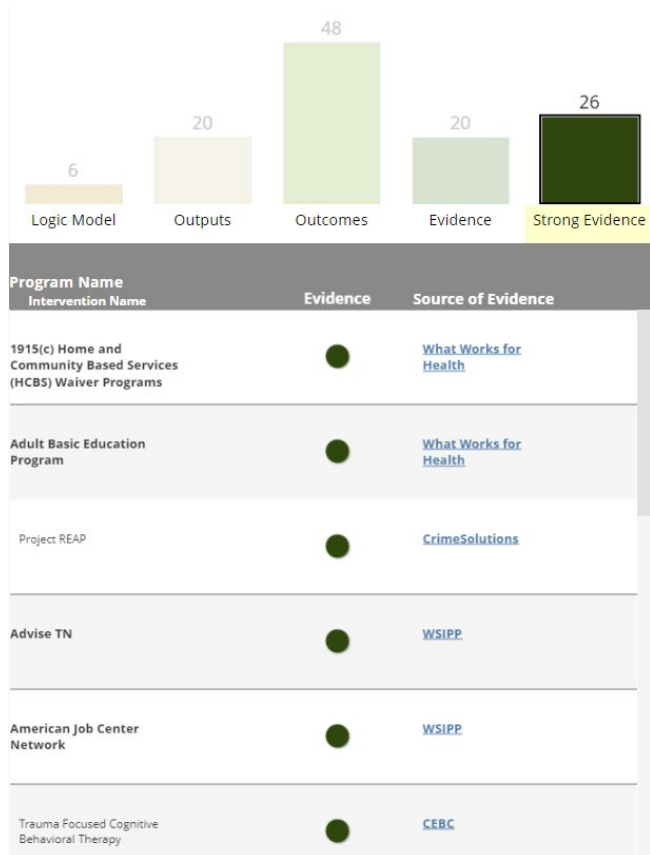


Figure 4: Filter by Evidence Step

Filter by Subject Area, Target Age, and/or Delivery Setting

To set up a filter by a specific subject area, population, delivery setting, or department, click the *Filters* button at the top right of the dashboard. This will open a gray field with dropdown options (fig. 5). Click the dropdown menu, then click to check or uncheck desired selections. Once the desired selections are made, click *Apply* to view the filtered list.

To return to the unfiltered list view, click *Clear Selections* or refresh the webpage. A listing of filter options is in the glossary of this document.

Search

To search for a specific term, click the *Filters* button at the top right of the screen. This will open a gray field with dropdown options (fig. 5). Enter the desired term or phrase in the search field, then click *Apply* to view the search results. This feature searches for terms in the program/intervention name and description.

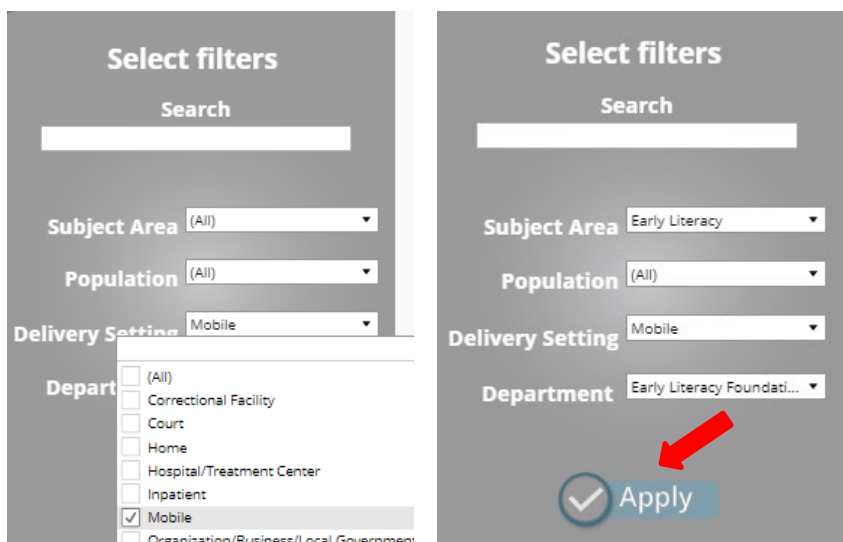


Figure 5: Filter Selection

Interactive Program Inventory Glossary: Terms & Filters

Clearinghouse

A resource in which findings of multiple program evaluations/studies are aggregated, often organized by subject area (e.g., education, health, criminal justice). Clearinghouses use rigorous criteria for the studies included, and often limit studies to well-designed randomized control trials (RCTs) and quasi-experimental designs (QEDs). The [Results First Clearinghouse Database](#) combines information from nine national clearinghouses into one searchable location, and it is the suggested starting place to search for rigorous evidence.

Delivery Setting (Filter)

The location in which a program or service is delivered. The dashboard allows users to filter to see programs in one or more settings. Note that some programs or interventions might have several delivery settings.

- **Correctional facility**
- **Court**
- **Home**
- **Hospital/treatment center**
- **Inpatient**
- **Mobile**
- **Organization/Business/Local Government**
- **Outdoor Space**
- **Outpatient**
- **Residential facility**
- **School**
- **Workplace**
- **Other community setting** *Any other location that may be utilized for services. This could include community centers, places of worship, non-profit facilities, or others not included in the settings above.*

Department (Filter)

The state department that primarily owns and implements the program or intervention. Ultimately, the program inventory will include programs and interventions from the following executive state agencies and commissions. Links to their homepages are included below.

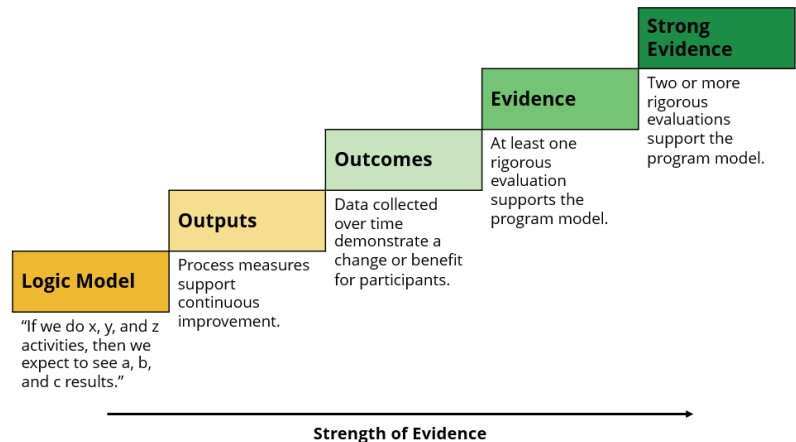
- [Agriculture](#)
- [Children's Services](#)
- [Commerce & Insurance](#)
- [Correction](#)
- [Economic & Community Development](#)
- [Education](#)
- [Environment & Conservation](#)
- [Finance & Administration](#)
- [Financial Institutions](#)
- [General Services—Early Literacy Foundation](#)
- [Health](#)
- [Higher Education](#)
- [Human Resources](#)
- [Human Services](#)
- [Intellectual & Developmental Disabilities](#)
- [Labor and Workforce Development](#)
- [Mental Health & Substance Abuse Services](#)
- [Military & TEMA](#)
- [Revenue](#)
- [Safety & Homeland Security](#)
- [TennCare](#)
- [Tourist Development](#)
- [Transportation](#)
- [Veterans Services](#)

Evidence-Based Budgeting

The use of research and evidence to inform funding decisions in a way that improves outcomes for Tennessee citizens.

Evidence Framework (Fig. 6)

The context through which state executive agencies can demonstrate the evidence of both proposed and existing programs through the program inventory or budget processes. The framework includes five evidence steps: logic model, outputs, outcomes, evidence, and strong evidence.



Evidence Step

One of the five classifications within the Tennessee Evidence Framework.

Figure 6: Evidence Framework

Intervention

A component of a program that may or may not be research-based, but that has program measures that are tracked separately from its parent or "umbrella" program.

Logic Model

A logic model is a program planning tool designed to support an intended change; it is a visual representation of how a program works toward a set of outcomes. During the program inventory process, agencies craft an "if/then" statement, which distills the key elements of a logic model into one (sometimes lengthy) sentence that conveys the program's theory of action.

Outcome

Program measures; the changes in the behavior or wellbeing of a participant or recipient of a program or service. Outcomes measure what the program or service influences or impacts. *To what extent is the program working?*

Output

Process measures; the concrete, countable results of the activities. Often, outputs are products or services that can be measured in tangible terms, and may measure efficiency or quality (e.g., dollars spent, number of people served, number of items delivered, etc.). *What does the program do/provide?*

Population (Filter)

The age group or type of the population a program serves. Possible target age groups, as seen in the inventory, are defined below. It is important to note that many human/social service industries define these terms in different ways; within the program inventory, there may be more than one target age assigned to a program or service to cover the following definitions. Age ranges, if very specific or notable, will be included in program descriptions and/or on program websites.

- **Infancy/Early Childhood** *Birth to age 5*
- **Children** *Age 5-17*
- **Adolescents/Young Adults** *Age 10-21*
- **Adults** *Age 18+*
- **Families** *Units of at least one adult and one child in the same household*
- **Gender-specific** *A program designed for a primary gender*
- **Persons with Disability** *Individuals who live with a physical or mental impairment that substantially limits one or more major life activities*
- **Veterans** *Individuals who have served in the military or armed forces*
- **Justice-involved** *Individuals who have interacted with the criminal justice system*
- **Businesses/Entrepreneurs** *Organizations/Individuals who operate or seek to operate a business*
- **Rural Focus** *Concentrated efforts on lightly populated areas*
- **Communities** *Neighborhoods, towns, or other groups of people, typically geographically-bound*

Program

A systematic activity that engages participants to achieve desired outcomes. Terms often used in its place can include service, intervention, or practice. If a systematic activity has participants and has its own name, it is likely a program. For the purposes of the program inventory, a program may contain one or more interventions.

Program Inventory

The comprehensive list of programs and services provided to Tennesseans that are included in the annual budget. The list includes each program's evidence step and impact level. This term also refers to the process that agency teams go through in partnership with OEI to produce the list.

Rigorous Evaluation

A study that uses high-quality experimental or quasi-experimental designs. For the purposes of the Tennessee Evidence Framework, this includes **quasi-experimental studies** (QEDs, where subjects are not randomly assigned, but use statistical controls to create equivalent comparison groups), **randomized control trials** (RCTs, where subjects are randomly assigned to treatment with control groups), and **systematic reviews** (studies that draw conclusions based on multiple experimental studies).

Subject Area (Filter)

The main category of services the program falls into. Note that subject areas might, but do not always, align directly with a state agency. This list will continue to expand as more agencies are added to the inventory.

- **Agriculture**
- **Child & Family Stability**
- **Criminal Justice**
- **Disability Care**
- **Early Literacy**
- **Economic & Community Development**
- **Education**
- **Emergency Response**
- **Employment & Job Training**
- **Environment & Conservation**
- **Human Resources**
- **Insurance**
- **Mental Health**
- **Military**
- **Postsecondary**
- **Public Health**
- **Revenue**
- **Safety**
- **Substance Use**
- **Tourism**
- **Transportation**
- **Veterans' Affairs**
- **Volunteerism**