

RECOGNIZE AN OVERDOSE

RECOGNIZE AN OVERDOSE

RECOGNIZE AN OVERDOSE

SIGNS OF AN OPIOID OVERDOSE

- Pinpoint Pupils
- Falling Asleep or Losing Consciousness
- Slow or Stopped Heartbeat
- Slow or Stopped Breathing
- Choking or Gurgling Sounds
- Changes in Skin Color
 - Lighter Skin Turns Blue or Purple
 - Darker Skin Turns Gray or Ashen

**THINK SOMEONE IS
OVERDOSING? CALL
911 IMMEDIATELY.**

Used your naloxone
& need more? Need
more info? Scan to
contact your ROPS.




SIGNS OF AN OPIOID OVERDOSE

- Pinpoint Pupils
- Falling Asleep or Losing Consciousness
- Slow or Stopped Heartbeat
- Slow or Stopped Breathing
- Choking or Gurgling Sounds
- Changes in Skin Color
 - Lighter Skin Turns Blue or Purple
 - Darker Skin Turns Gray or Ashen

**THINK SOMEONE IS
OVERDOSING? CALL
911 IMMEDIATELY.**

Used your naloxone
& need more? Need
more info? Scan to
contact your ROPS.



SIGNS OF AN OPIOID OVERDOSE

- Pinpoint Pupils
- Falling Asleep or Losing Consciousness
- Slow or Stopped Heartbeat
- Slow or Stopped Breathing
- Choking or Gurgling Sounds
- Changes in Skin Color
 - Lighter Skin Turns Blue or Purple
 - Darker Skin Turns Gray or Ashen

**THINK SOMEONE IS
OVERDOSING? CALL
911 IMMEDIATELY.**

Used your naloxone
& need more? Need
more info? Scan to
contact your ROPS.



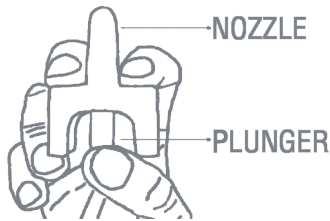
SAVE A LIFE

SIMPLE STEPS TO SAVE A LIFE USING NALOXONE (NARCAN).

PEEL the packaging to remove the naloxone plunger.



HOLD device with your thumb on the bottom of the plunger and two fingers on the nozzle.



PLACE and hold the tip of the nozzle in either nostril until your fingers touch the bottom of the recipient's nose.



PRESS the plunger firmly to release the dose into the person's nose.



After giving 1 spray, lay the person on their side. If they are still unresponsive after 3 minutes, give another dose.

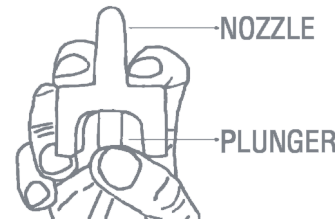
SAVE A LIFE

SIMPLE STEPS TO SAVE A LIFE USING NALOXONE (NARCAN).

PEEL the packaging to remove the naloxone plunger.



HOLD device with your thumb on the bottom of the plunger and two fingers on the nozzle.



PLACE and hold the tip of the nozzle in either nostril until your fingers touch the bottom of the recipient's nose.



PRESS the plunger firmly to release the dose into the person's nose.



After giving 1 spray, lay the person on their side. If they are still unresponsive after 3 minutes, give another dose.

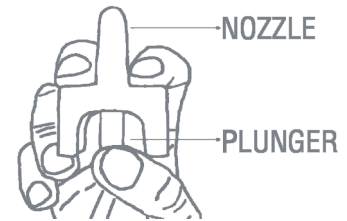
SAVE A LIFE

SIMPLE STEPS TO SAVE A LIFE USING NALOXONE (NARCAN).

PEEL the packaging to remove the naloxone plunger.



HOLD device with your thumb on the bottom of the plunger and two fingers on the nozzle.



PLACE and hold the tip of the nozzle in either nostril until your fingers touch the bottom of the recipient's nose.



PRESS the plunger firmly to release the dose into the person's nose.



After giving 1 spray, lay the person on their side. If they are still unresponsive after 3 minutes, give another dose.